FED. ROAD DIST. NO.	STATE	PROJ. NO	SHEET NO	TOTAL SHEETS
8	N. D	MG-1-010 1051917	71	

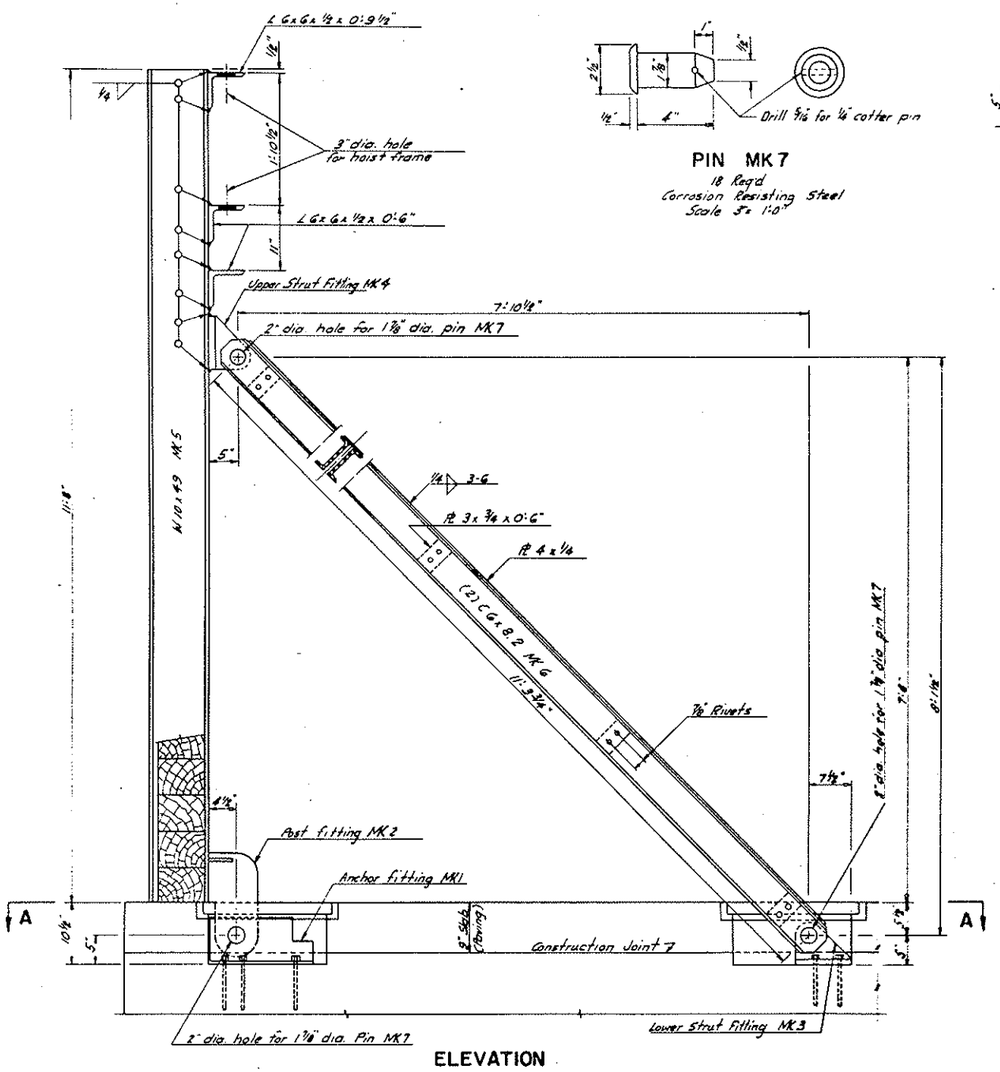

ELEVATION
Scale 1" = 1'-0"

PIN MK7
18 Req'd
Corrosion Resisting Steel
Scale 3" = 1'-0"

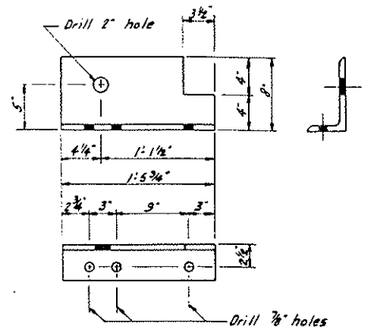

ANCHOR FITTING - MK1
Cut from L 8x4x⅝
8 Req'd as shown
8 Req'd opposite hand
Scale 1½" = 1'-0"

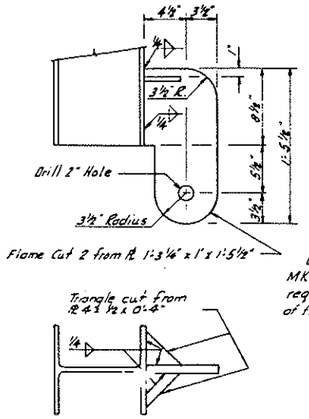

POST FITTING MK 2

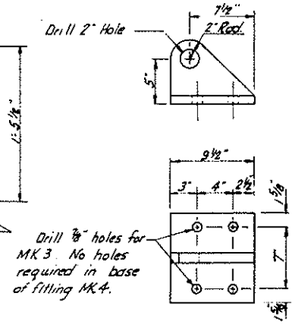

STRUT FITTINGS MK3 & 4
Cut from W10x89
8 Req'd MK3
6 Req'd MK4
Scale 1½" = 1'-0"

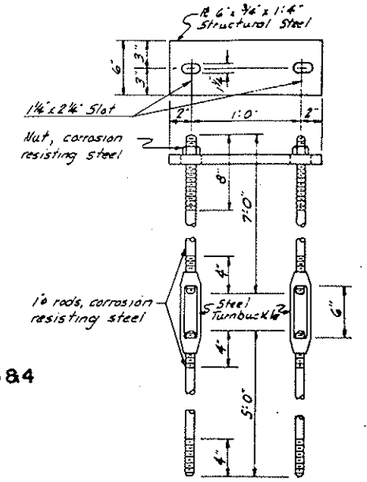

TIE DOWN MK 10
12 Req'd
Scale 1½" = 1'-0"

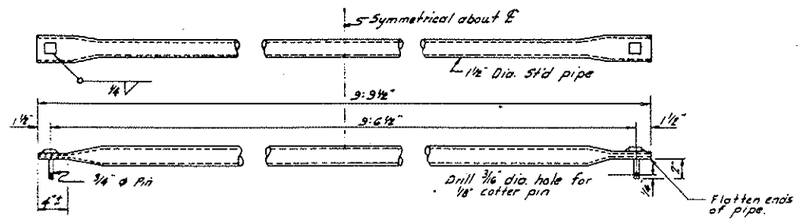

BRACE FOR INTERIOR BAYS MK 9
7 Req'd
Scale 1½" = 1'-0"

NOTES:

Timber bulkheads shall be douglas fir. Existing timber bulkheads shall be cut back to the dimensions shown on this sheet, and cut ends shall be treated as directed by the Engineer.

Pipe braces for the end bays shall be salvaged from the existing structure.

Pins, MK7, shall be attached to members MK5 and MK6 by welded brass chains made from No. 8 gage stock. Chains shall be brazed to the member and pin. Provide MK7 for all posts. Chains shall be incidental to structural steel.

Cotter pins shall be furnished for all cotter pin holes.

The cost of revising the existing timber bulkheads shall be included in item Treated Timber.

The bottom fitting of the existing steel posts shall be stripped and replaced with post fitting MK2, the cost shall be included in the item Structural Steel.

Six MK10 and two hoist frames shall be salvaged from existing structure.

All Structural Steel shall be A36 except as noted.

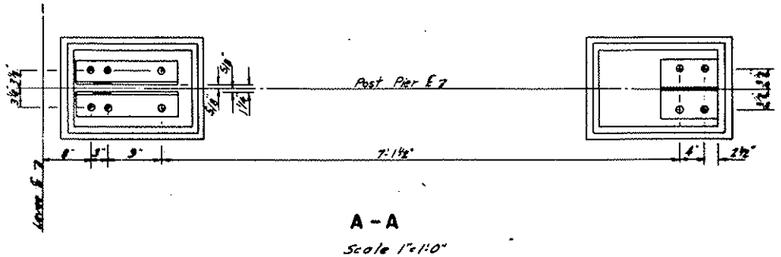

A - A
Scale 1" = 1'-0"



6"x8" 545 x 9'-10¾" timbers 25 Req'd per bay.
75 timbers shall be salvaged from existing structure.
Total timbers Req'd. 225

PLAN
(Interior Bay Shown)
Scale 1" = 1'-0"

QUANTITIES

MANDAN
STOP-LOG STRUCTURE

TRACING | QUANTITIES | MADE BY WAB | CHECKED BY DTB | MADE BY | CHECKED BY

SL-4