

INSTALL CORRUGATED STEEL PIPE

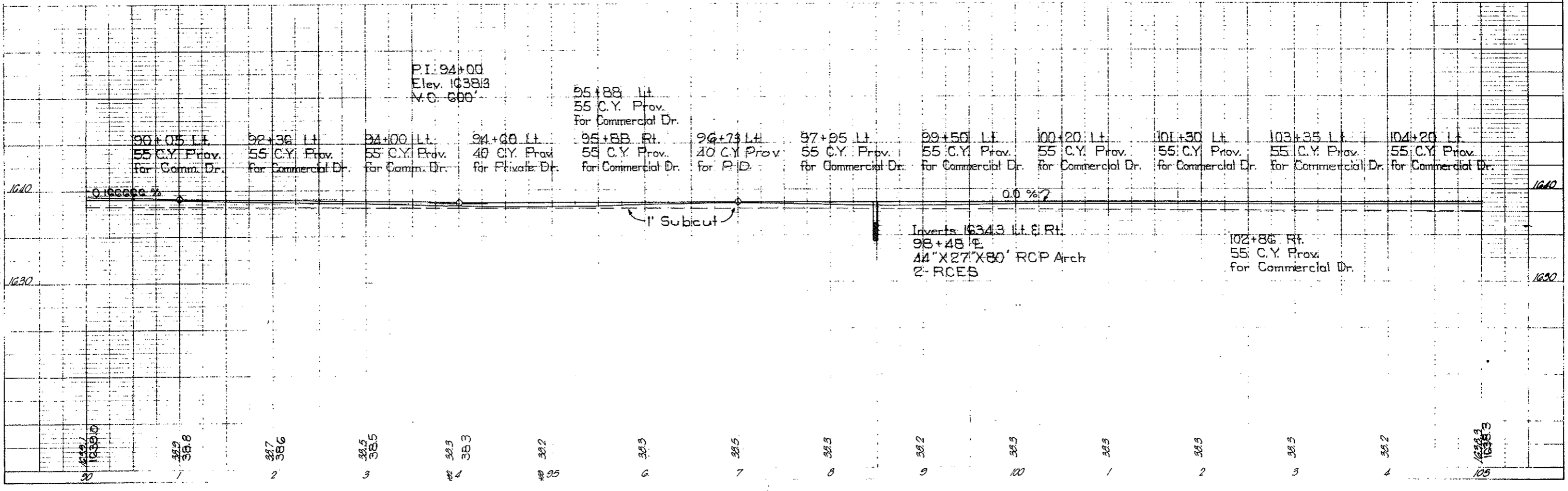
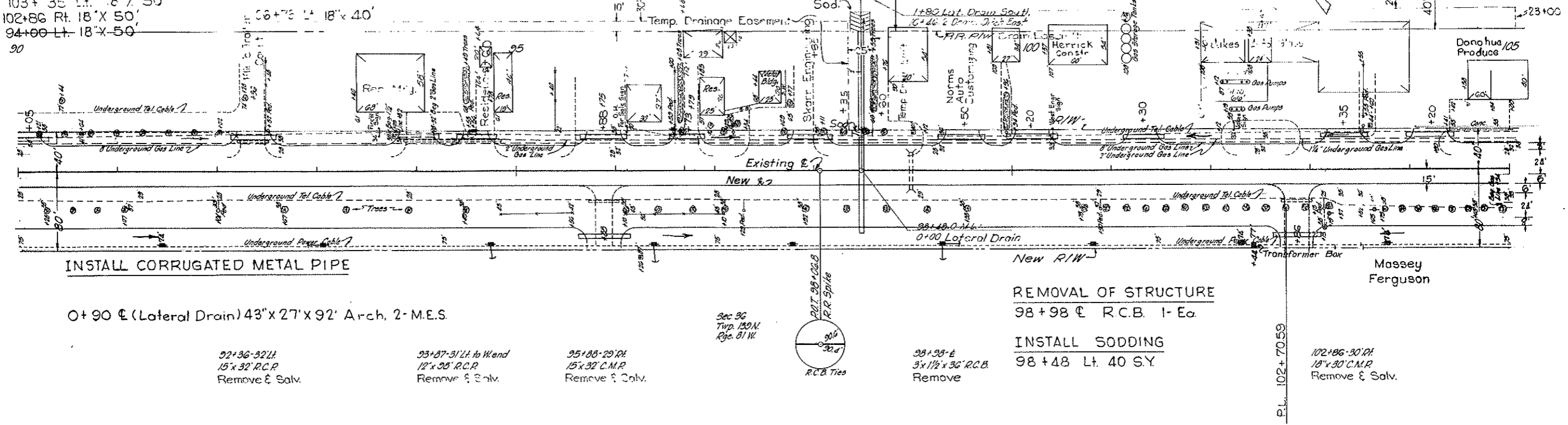
92+36 Lt. 18" X 50'	97+95 Lt. 18" X 50'
90+05 Lt. 18" X 50'	99+50 Lt. 18" X 50'
94+60 Lt. 18" X 40'	100+20 Lt. 18" X 50'
95+88 Rt. 18" X 50'	101+50 Lt. 18" X 50'
95+88 Lt. 18" X 50'	104+20 Lt. 18" X 50'
103+35 Lt. 18" X 50'	
102+86 Rt. 18" X 50'	
94+00 Lt. 18" X 50'	

INSTALL PIPE CULVERT

98+48 @ 44" X 27" X 80' RCP Arch. Cl. III, 2-RCES B.N.R.R.

FED AID DIST. NO.	STATE	FED AID PROJECT NO.	SHEET NO.	TOTAL SHEETS
8	N.D.	F-1-094 (03)	17	

BENCH MARK			
NO.	DESCRIPTION	LOCATION	ELEV.
5	Point Spot on Cor. House	94+86-58 Lt.	1641.74



INSTALL CORRUGATED STEEL PIPE

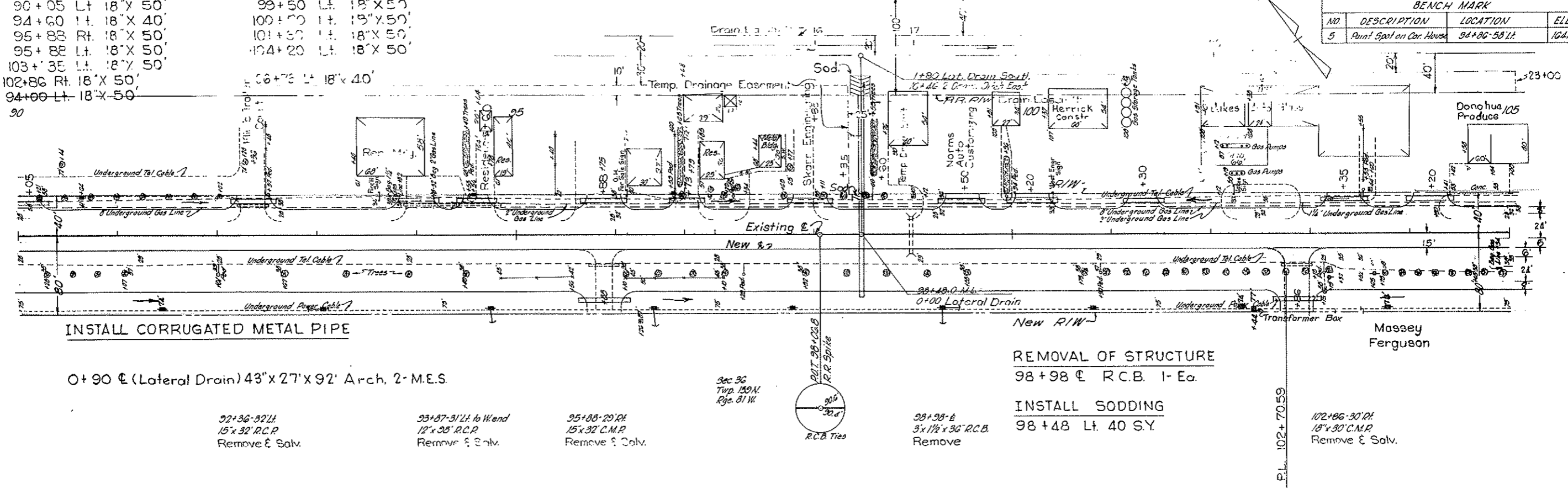
92+36 Lt. 18" X 50'	97+95 Lt. 18" X 50'
90+05 Lt. 18" X 50'	99+50 Lt. 18" X 50'
94+60 Lt. 18" X 40'	100+20 Lt. 18" X 50'
95+88 Rt. 18" X 50'	101+50 Lt. 18" X 50'
95+88 Lt. 18" X 50'	104+20 Lt. 18" X 50'
103+35 Lt. 18" X 50'	
102+86 Rt. 18" X 50'	
94+00 Lt. 18" X 50'	

INSTALL PIPE CULVERT

98+48 @ 44" X 27" X 80' RCP Arch CL III, 2-RCES B.N.R.R.

FED AID DIST. NO.	STATE	FED AID PROJECT NO.	SHEET NO.	TOTAL SHEETS
8	N.D.	F-1-094(03)	17	

BENCH MARK		
NO.	DESCRIPTION	ELEV.
5	Paint Spot on Cor. Above	1041.74



INSTALL CORRUGATED METAL PIPE

0+90 @ (Lateral Drain) 43" X 27" X 92' Arch. 2-M.E.S.

92+36-92+11  
15' X 32' R.C.P.  
Remove & Salv.

93+87-91 Lt. to Wend  
12' X 35' R.C.P.  
Remove & Salv.

95+88-29 Rt.  
15' X 32' C.M.P.  
Remove & Salv.

Sec. 36  
Twp. 150N  
Rge. 81W



98+98-E  
3' X 1 1/2' X 30' R.C.B.  
Remove

INSTALL SODDING

98+48 Lt. 40 S.Y.

102+86-30 Rt.  
18' X 30' C.M.P.  
Remove & Salv.

