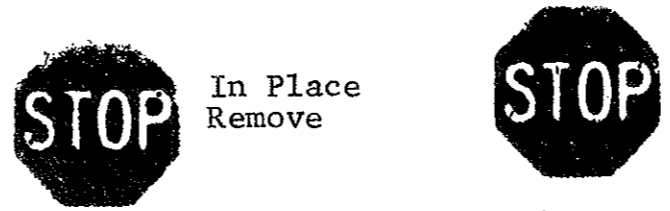


FHWA REGION	STATE	FED. AID PROJ. NO.	SHEET NO.
8	N.D.	F-1-094(03)	61

Install Pavement Marking, Drop on Beads, Type II

Sta. 61+00 to 66+00 Lt. & Rt. Edge Lines 1000 L.F.
 Sta. 61+00 to 66+00 Lane Lines Lt. & Rt. 245 L.F.
 Sta. 61+00 to 66+00 No Passing Zone Lines Lt. & Rt. 1245 L.F.

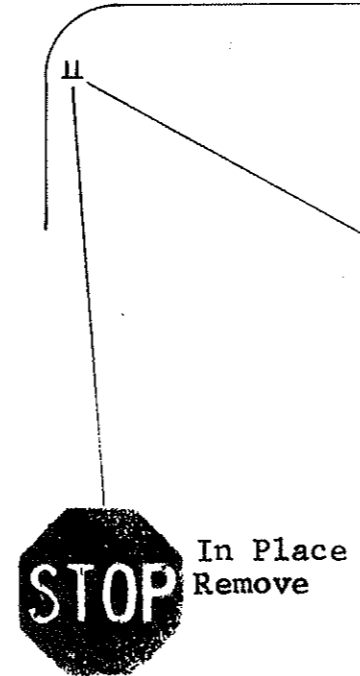
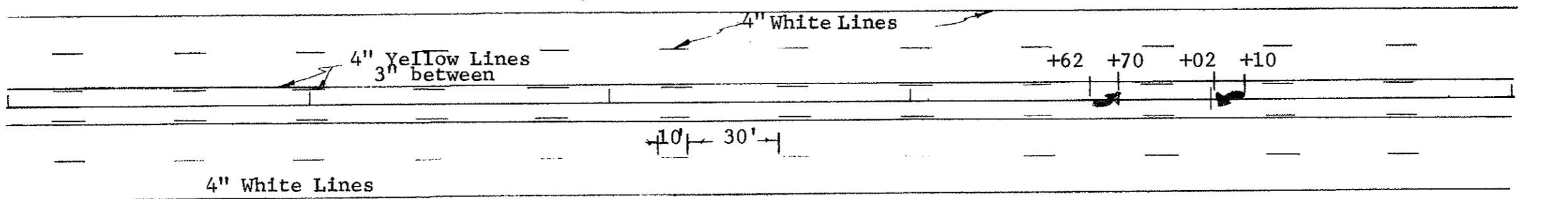
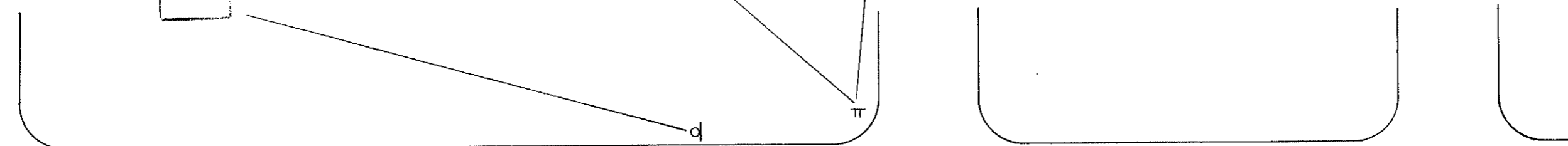
Left Arrows 2 Ea.



Sta. 63+80 Lt.
 R1-1-30
 Assembly 1
 Reg-Sign



Sta. 63+30 Lt.
 R8-3-36
 Light Std. Mtd.



Sta. 62+50 Rt.
 R1-1-30
 Assembly 1
 Reg-Sign



Sta. 63+30 Rt.
 R8-3-36
 Assembly 16
 Reg-Sign

FHWA REGION	STATE	FED. AID PROJ. NO.	SHEET NO.
8	N.D.	F-1-094(03)	62

Install Pavement Marking, Drop on Beads, Type II

Sta. 66+00 to 71+00 Edge Lines Lt. & Rt. 1000 L.F.
 Sta. 66+00 to 71+00 Lane Lines Lt. & Rt. 254 L.F.
 Sta. 66+00 to 71+00 No Passing Zone Lines Lt. & Rt. 1254 L.F.
 Left Arrows 2 Ea.

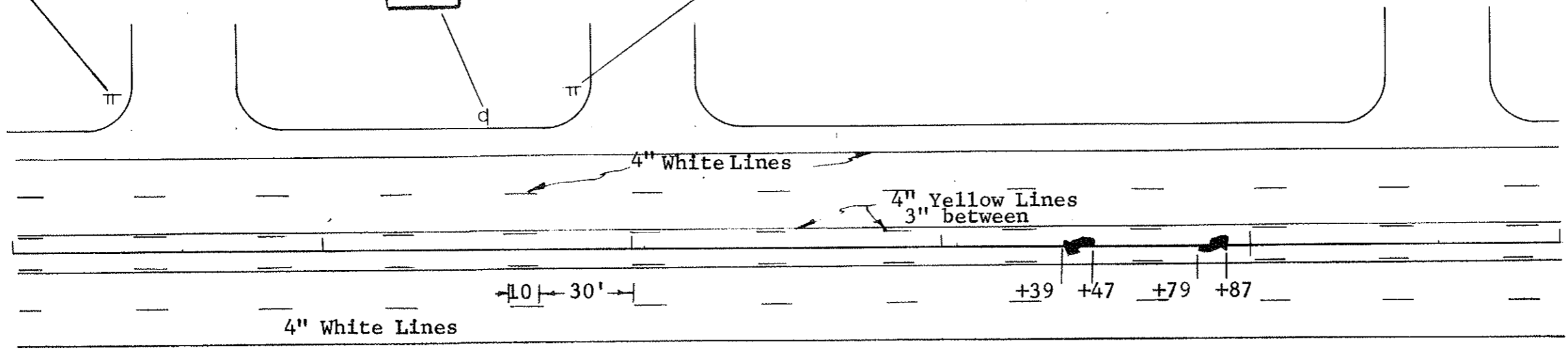


STOP Sta. 66+35 Lt.
 R1-1-30
 Assembly 1
 Reg-Sign

NO PARKING Sta. 67+54 Lt.
 R8-3-36
 Light Std. Mtd.

STOP Sta. 67+85 Lt.
 R1-1-30
 Assembly 1
 Reg-Sign

70



STOP Sta. 66+70 Rt.
 R1-1-30
 Assembly 1
 Reg-Sign

NO PARKING Sta. 67+54 Rt.
 R8-3-36
 Assembly 16
 Reg-Sign

STOP In Place
 Remove

STOP Sta. 69+25 Rt.
 R1-1-30
 Assembly 1
 Reg-Sign

STOP
 In Place
 Remove

STOP Sta. 70+85 Rt.
 R1-1-30
 Assembly 1
 Reg-Sign