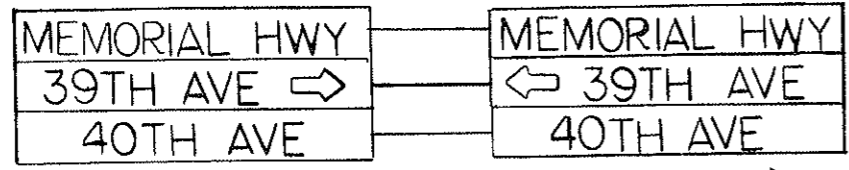


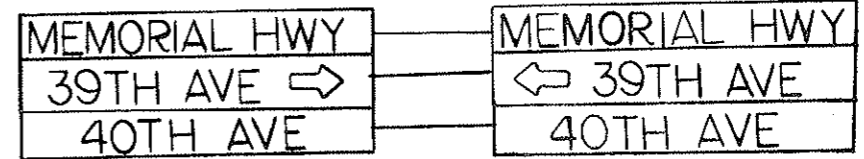


Sta. 138+55 Lt.



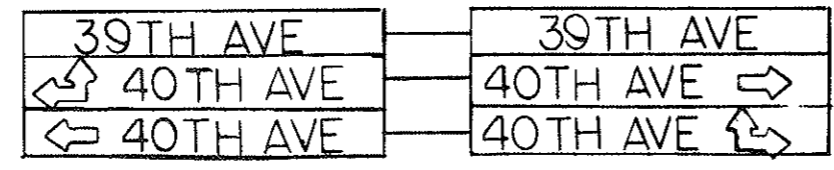
(6) D3-36
Assembly C

Sta. 139+40 Rt.



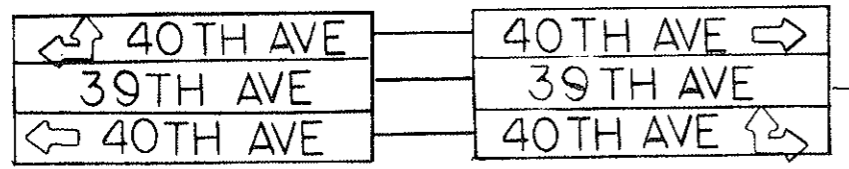
(6) D3-36
Assembly C

14 0



Sta. 139+45 110' Rt.
(6) D3-36
Assembly C

Sta. 138+70 155' Rt.



(6) D3-36
Assembly C

FHWA REGION	STATE	FED. AID PROJ. NO.	SHEET NO.
8	N.D.	F-1-094(03)	78

Sta. 141+60 Lt.
R1-1-30
Assembly 1
Reg-Sign



In Place
Remove



Install Pavement Marking, Drop on Beads, Type II

Sta. 141+00 to 146+00 Lt. & Rt. Edge Lines 1000 L.F.
Sta. 141+00 to 146+00 Lt. & Rt. Lane Lines 240 L.F.
Sta. 141+00 to 146+00 Lt. & Rt. No Passing Zone Lines 1240 L.F.

Left Arrows 2 Ea.



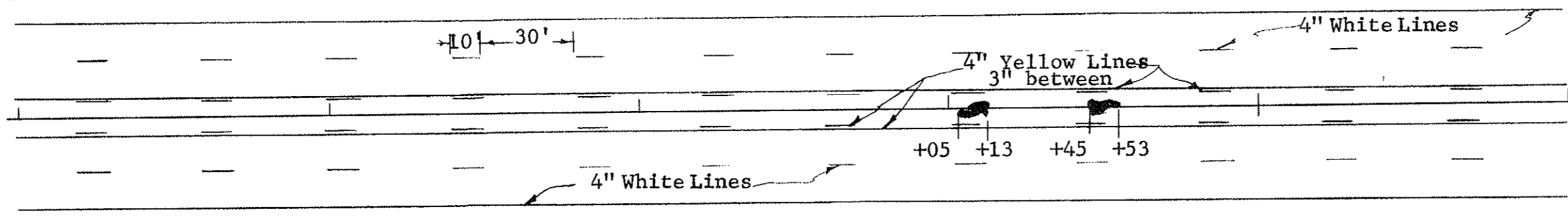
Sta. 142+64 Lt.
R8-3-36
Light Std. Mtd.




In Place
Remove 145



Sta. 145+50 Lt.
R1-1-30
Assembly 1
Reg-Sign



Sta. 142+05 Rt.
R1-1-30
Assembly 1
Reg-Sign



Sta. 142+64 Rt.
R8-3-36
Assembly 16
Reg-Sign



In Place
Remove